

Daily Derivatives & Market Report

CONTENTS

Page No.	Particulars
2	Market Summary
3	Nifty Futures – Derivatives Snap
4	Bank Nifty Futures – Derivatives Snap
5	Activity in Nifty Options
6	What do Nifty Technical suggest
7	Derivative Analysis
8	Disclaimer

Index Trend Analysis

Pivot(Daily)	Close	S2	S1	Pivot	R1	R2	Daily	Weekly	Monthly
Nifty	10249	10077	10163	10302	10388	10528	Sell	Sell	Sell
Sensex	33317	32679	32998	33529	33848	34379	Sell	Sell	Sell
Nifty Futures	10249	10089	10169	10303	10383	10517	Sell	Sell	Sell
Bank Nifty	24448	23939	24194	24617	24872	25295	Sell	Sell	Sell
CNX IT	12706	12505	12606	12768	12869	13031	Sell	Sell	Sell

Market Summary

Domestic Indices	Close	Points	% Chg
SENSEX	33317.2	-429.6	-1.3
NIFTY	10249.3	-109.6	-1.1
MIDCAP	16167.9	-136.6	-0.8
SMLCAP	17652.3	-235.9	-1.3
BSEFMC	10276.8	-107.5	-1.0
AUTO	24100.9	-333.3	-1.4
POWER	2171.1	-24.5	-1.1
REALTY	2378.2	-53.8	-2.2
BSE IT	12347.8	-138.5	-1.1
BANKEKX	27551.4	-401.6	-1.4
OILGAS	15234.3	-5.4	0.0
METAL	14509.9	-24.4	-0.2

Currency Futures	Close	Pre. Pts	% Chg
26-Feb-18 EUR-INR	80.63	80.46	0.21
26-Feb-18 USD-INR	65.11	65.28	-0.26
26-Feb-18 GBP-INR	90.41	90.30	0.12
26-Feb-18 JPY-INR	61.34	61.85	-0.82

Advance/ Decline	Adv	Dec	Un Ch.
NSE	649	2059	147
BSE	276	1275	41

FII/DII Capital Mkt*	Buy	Sell	Net
FII	5932	5312	620
DII	3007	3741	(734)

*NOTE: - FII AND DII data figure is provisional

Market Commentary

Extending their southward journey for fifth straight session, Indian equity benchmarks ended the Tuesday's trade with a cut of over a percentage point, breaching their crucial 33,400 (Sensex) and 10,250 (Nifty) levels. Markets started the session on an optimistic note and traded in green terrain for most part of the day, as traders took some encouragement with report that the economy will grow up to 7.5 per cent in FY19, supported by domestic consumption, policy push, and synchronised global growth. In the current fiscal, GDP growth is expected to be 6.5 per cent. The Economic Survey 2018 has pegged FY19 growth at 7-7.5 per cent. Traders also took some support with a private report estimating that the Goods and Services Tax collection for 2018-19 would grow at a rate of 14-16 per cent, bringing it closer to the decadal growth rate in indirect taxes of just under 14 per cent. Reports that the Centre will constitute a group to suggest necessary changes in the policy for special economic zones (SEZs) too aided sentiments. Designed to facilitate exports, units in SEZs get certain fiscal and non-fiscal incentives such as no licencing required for imports and full freedom of sub-contracting, as well as direct and indirect tax benefits.

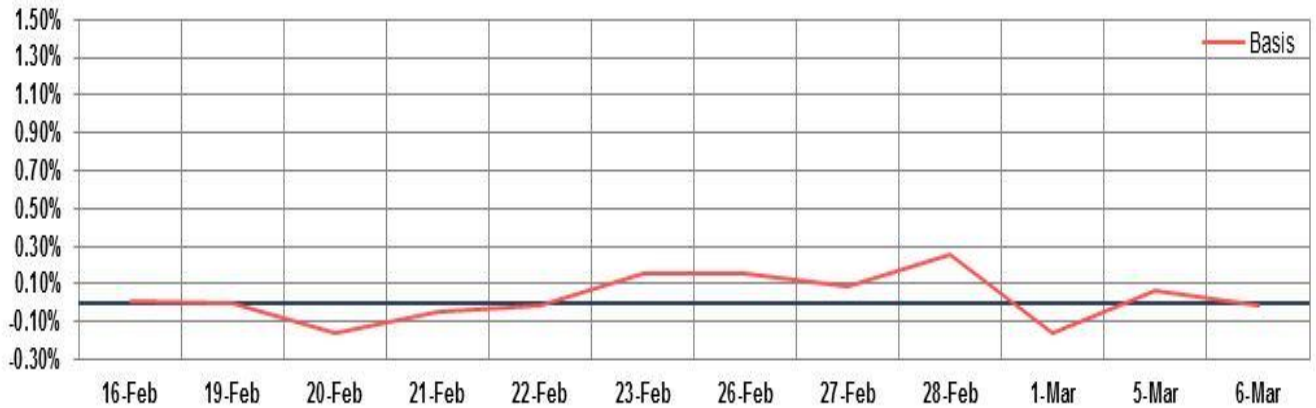
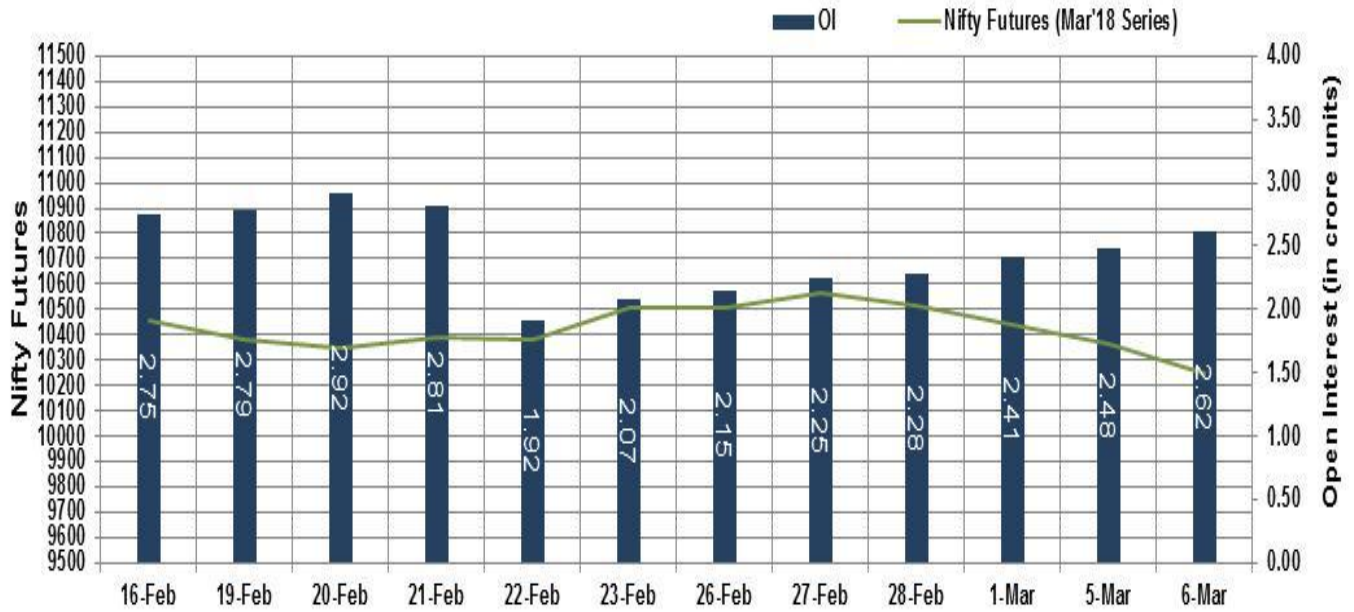
Market participants also got support with report that the Reserve Bank of India (RBI) will inject Rs 1 lakh crore short term money into the banking system ahead of the financial year-end that normally sees cash crunch. However, sharp selling in last leg of trade mainly played spoil sport for the Indian markets, which dragged the key gauges lower.

Market Turnover & FII Derivative Data

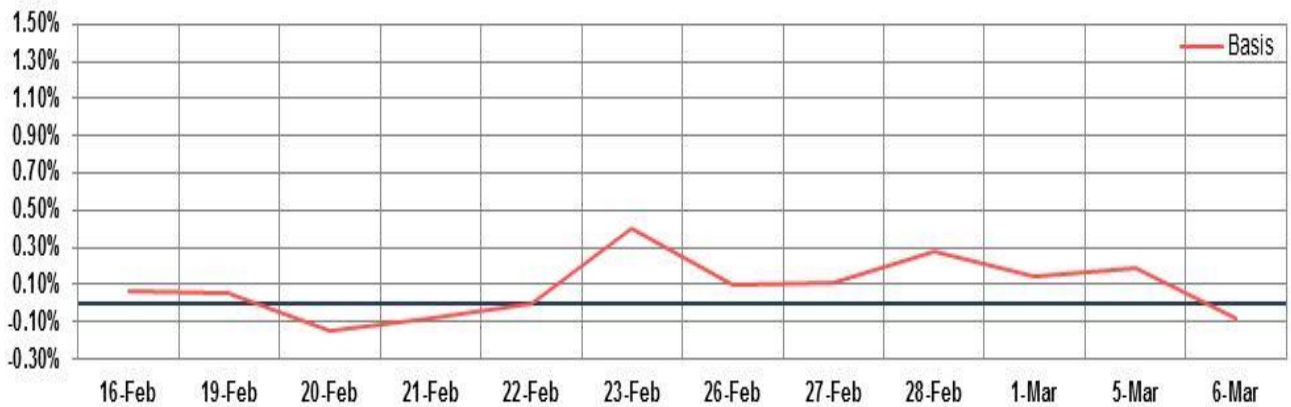
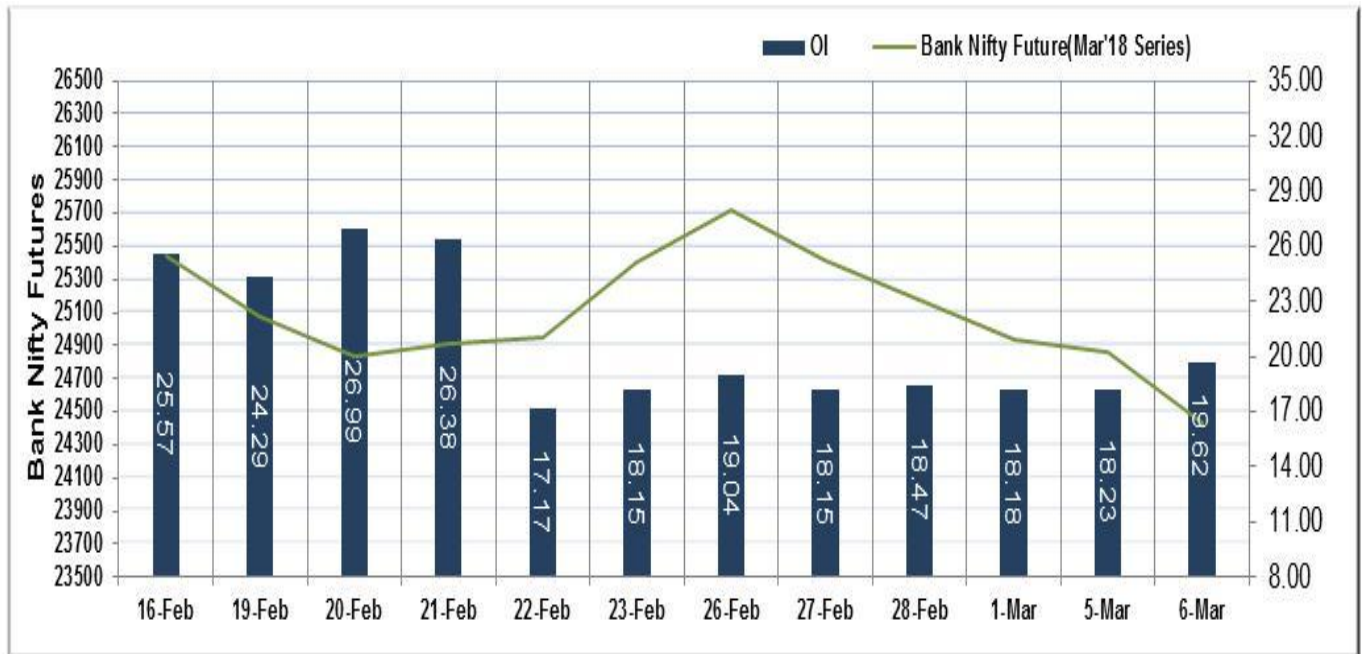
Market TO	Current	Previous	Net%
BSE CASH	3320	4036	(18)
NSE CASH	29914	28519	5
NSE FO	715138	477533	50

FII Derivatives	Buy	Sell	Net
Ind. Futures	2855	2344	511
Ind. Options	76651	75623	1028
Stk. Futures	9601	8892	709
Stk. Options	6266	6274	(7)

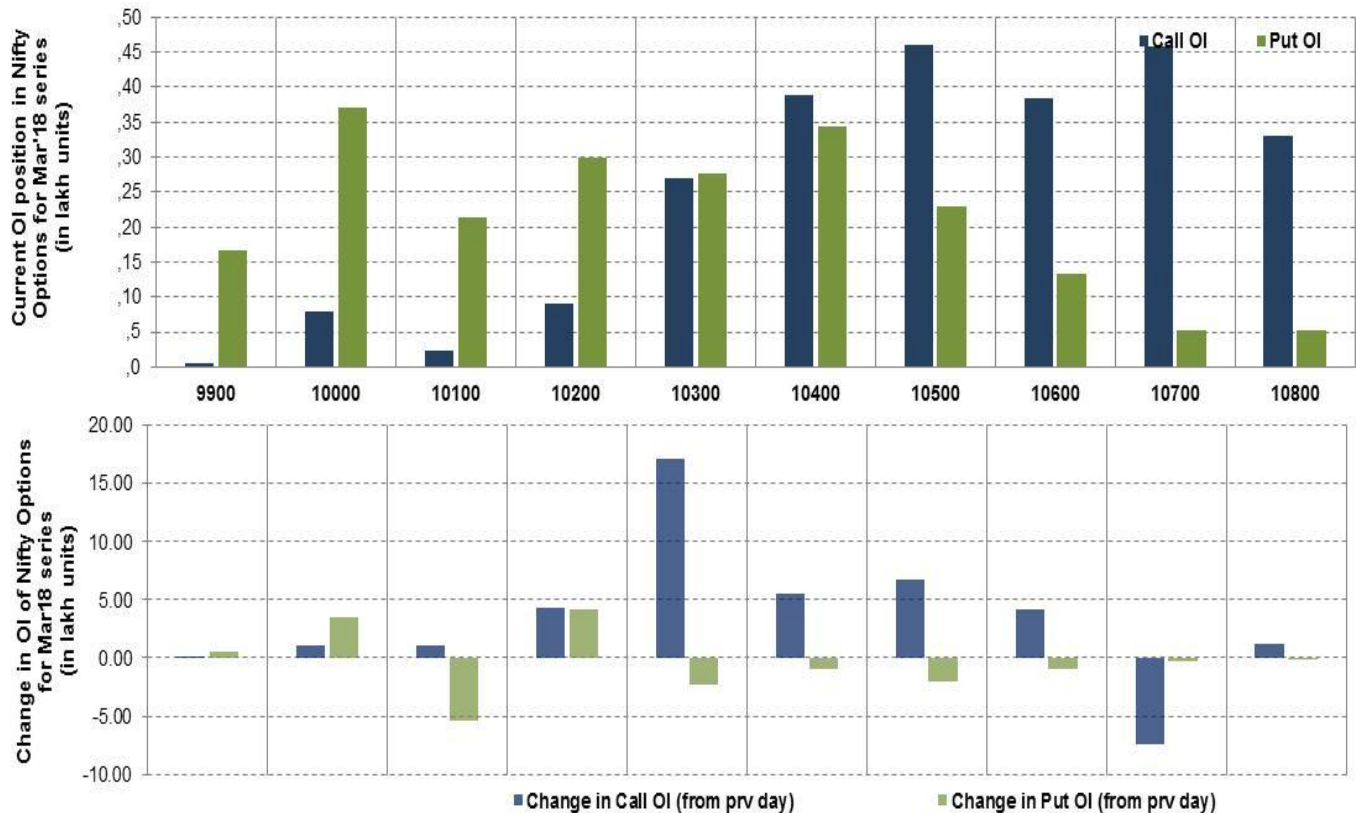
Nifty Futures



Bank Nifty Futures



Nifty Options



Note – Change in OI of Nifty Options refers to change from previous trading day
 Source-NSE, SIHL Derivatives Research (Institutional Equities)

- Among Nifty calls 10,500 SP from the March month expiry was the most active call with an addition of 0.67 million in open interest.
- Among Nifty puts, 10,000 SP from the March month expiry was the most active put with an addition of 0.35 million open interests.
- The maximum OI outstanding for Calls was at 10,500 SP (4.59mn) and that for Puts was at 10,000 SP (3.71mn)

Nifty Technical & Indices Levels

1-Nifty 50 - 07/03/18
 Avg Avg



Nifty Cash prices have settled at 10249.25 down by 1.06% from its previous close. On the upper side it has resistance of 10350 and 10400 levels, while lower side it has support of 10200 and 10150 levels. Intraday traders should be cautious and take position accordingly.

Fresh Longs ↑ Open Interest ↑ Price					
Script	Prev. OI	Cur. OI	% Chg. OI	LTP	Price % Chg
INDUSINDBK	5,600,400	5,848,800	4.44	1699.60	0.86
JUSTDIAL	3,567,200	3,725,400	4.43	440.50	0.52
ULTRACEMCO	1,678,600	1,745,000	3.96	4140.65	1.04
MARICO	4,347,200	4,438,200	2.09	309.70	0.21
Short-Covering ↓ Open Interest ↑ Price					
Script	Prev. OI	Cur. OI	% Chg. OI	LTP	Price % Chg
TORNTPOWER	4,071,000	3,870,000	-4.94	259.20	0.21
EXIDEIND	12,292,000	11,644,000	-5.27	208.15	0.53
SUNTV	4,137,000	3,857,000	-6.77	920.85	0.64
MRPL	6,606,000	5,962,500	-9.74	115.70	1.85
Fresh Shorts ↑ Open Interest ↓ Price					
Script	Prev. OI	Cur. OI	% Chg. OI	LTP	Price % Chg
MCDOWELL-N	2,090,000	2,398,000	14.74	3034.25	-5.20
TORNTPHARM	285,500	326,500	14.36	1354.10	-0.87
PEL	1,944,880	2,116,416	8.82	2371.65	-3.05
ALBK	16,310,000	17,290,000	6.01	48.90	-3.26
Long Unwinding ↓ Open Interest ↓ Price					
Script	Prev. OI	Cur. OI	% Chg. OI	LTP	Price % Chg
PAGEIND	41,200	38,350	-6.92	20716.00	-3.26
FORTIS	43,683,500	40,050,500	-8.32	161.35	-1.13
INFRATEL	10,392,100	9,390,800	-9.64	331.15	-0.11
HEXAWARE	4,500,000	3,981,000	-11.53	344.35	-2.44

Disclaimer:

The Information provided by SMS or in newsletter or in any document has been prepared by Shah Investor's Home Ltd (SIHL). The Information provided by SMS or in newsletter does not constitute an offer or solicitation for the purchase or sale of any financial instrument or as an official confirmation of any transaction. The information contained herein is from publicly available data or other sources believed to be reliable, but we do not represent that it is accurate or complete and it should not be relied on as such. SIHL or any of its affiliates/ group companies shall not be in any way responsible for any loss or damage that may arise to any person from any inadvertent error in the information contained in this report or SMS. This Information provided by SMS, reports or in newsletter is provided for assistance only and is not intended to be and must not alone be taken as the basis for an investment decision. The user assumes the entire risk of any use made of this information. Each recipient of this Information provided by SMS, report or in newsletter should make such investigation as it deems necessary to arrive at an independent evaluation of an investment in the securities of companies referred to in this information provided by SMS, report or in newsletter (including the merits and risks involved), and should consult his own advisors to determine the merits and risks of such investment. The investment discussed or views expressed may not be suitable for all investors. This information is strictly confidential and is being furnished to you solely for your information.

The information should not be reproduced or redistributed or passed on directly or indirectly in any form to any other person or published, copied, in whole or in part, for any purpose. The information provided by report or SMS is not directed or intended for distribution to, or use by, any person or entity who is a citizen or resident of or located in any locality, state, country or other jurisdiction, where such distribution, publication, availability or use would be contrary to law, regulation or which would subject SIHL and affiliates/ group companies to any registration or licensing requirements within such jurisdiction. The distribution of this Information provided by SMS or in newsletter in certain jurisdictions may be restricted by law, and persons in whose possession this Information provided by SMS or in newsletter comes, should inform themselves about and observe, any such restrictions. The information given or Information provided by SMS, report or in newsletter is as of the date of the issue date of report or the date on which SMS provided and there can be no assurance that future results or events will be consistent with this information. This information is subject to change without any prior notice. SIHL reserves the right to make modifications and alterations to this statement as may be required from time to time. However, SIHL is under no obligation to update or keep the information current.

Nevertheless, SIHL is committed to providing independent and transparent recommendation to its client and would be happy to provide any information in response to specific client queries. Neither SIHL nor any of its affiliates, group companies, directors, employees, agents or representatives shall be liable for any damages whether direct, indirect, special or consequential including lost revenue or lost profits that may arise from or in connection with the use of the information. Past performance is not necessarily a guide to future performance. The disclosures of interest statements incorporated in the Information provided by SMS, report or in newsletter are provided solely to enhance the transparency and should not be treated as endorsement of the views expressed in the report. The analyst for this report certifies that all of the views expressed in this report accurately reflect his or her personal views about the subject company or companies and its or their securities, and no part of his or her compensation was, is or will be, directly or indirectly related to specific recommendations or views expressed in this report.

About Us:

Shah Investor's Home Ltd (SIHL) is an ISO 9001:2008 Certified financial Services Company established in 1994 at Ahmadabad, Gujarat. Customer satisfaction is guaranteed through our diversified product portfolio, professional management and customer first attitude. SIHL was the first broking house in Gujarat with membership in National Securities Depository Ltd (NSDL) and was the first broking name providing services in NSE F&O in Ahmedabad. Today, SIHL ranks among the top most players in Gujarat in retail stock broking area with 45 branches, 350 franchisee across India and providing service to more than 1,25,000 clients.